



RS232 or RS422/RS485 output, ASCII Protocols or MODBUS RTU

High performance and reliability

Upload and download function for programming with 1006 TESTER

The connection can also be done through the external converter  
10 points linearization

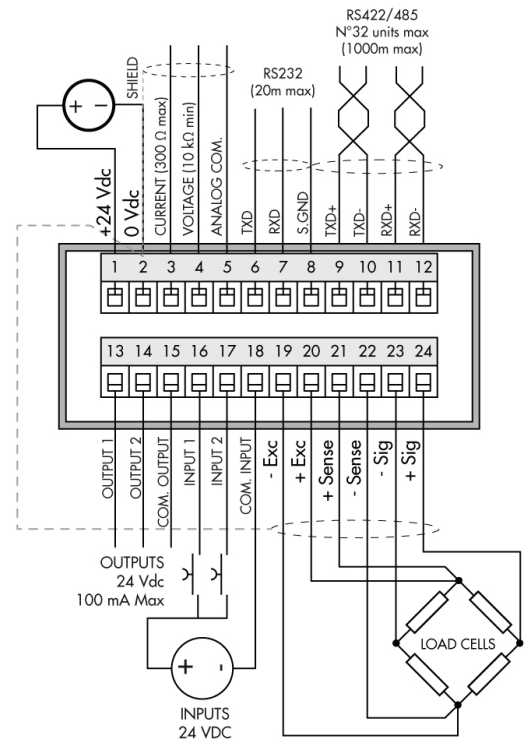

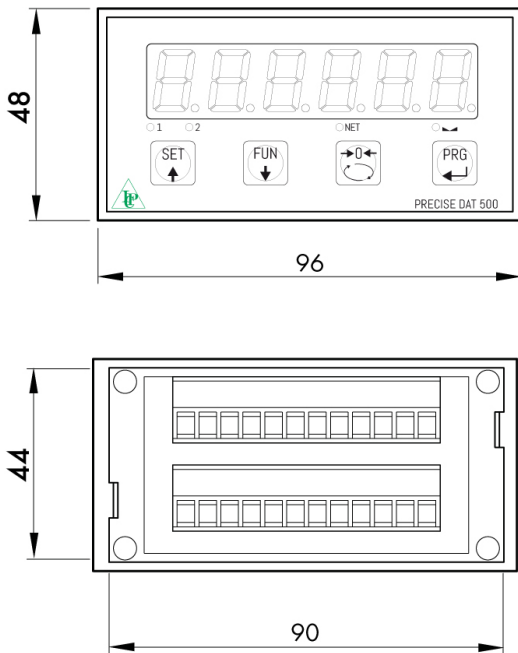
Calibration done using certificates of transducers

Configuration and calibration from the front panel or PC via RS232/RS485 with the program INNOVATION™ (MS Windows)

### TECHNICAL CHARACTERISTICS DAT 500

Trasducer input voltage:	5 V (max 6 load cells 350 Ohm)
Measuring range:	-0.5÷+3.5 mV/V (-3.9÷+3.9 mV/V optional)
Input sensitivity:	0.02 µV/ per count
Linearity:	<0.01% of full scale
Gain drift:	<0.001% full scale/ °C
Display:	6 digit, red LED (7 segments), h 14 mm
A/D Converter:	24 bit
Resolution:	> 16.000.000 counts
Visible resolution:	60.000 divisions displayable on net weight
Divisions value (adjustable):	x1, x2, x5
Set decimal:	0.0 ; 0.00 ; 0.000
Filter:	0.1 ÷ 25 Hz adjustable
Tool voltage:	24 V c.c. ±15% - power 5 W
Temperature range:	-10 ÷ +50 °C
Storage temperature:	-20 ÷ +70 °C
Logic output:	2 Solid-state relays, (maximum load 24 Vdc / 100 mA each)
Logic input:	2 optoisolated 24 V c.c. PNP (External voltage)
Serial door:	RS232C or RS422/RS485 with ASCII or Modbus RTU protocols
Transmission distance:	15m (RS232C), 1000m (RS422 e RS485)
Peak Hold function:	for dynamic measures
Baud rate:	2400, 9600, 19200, 38400, 115200 adjustable
Regulatory compliance:	EN61326-1, EN55011 and EN55014 for EMC; EN61010-1 for electrical security
Electrical connection:	Terminal screw pass 5 mm
Dimensions and weight:	96 x 48 x 120 mm (L x H x D); 250 g
Bipolar optional output:	only in voltage ±10V





SCIGATE AUTOMATION (S) PTE LTD

No.1 Bukit Batok Street 22 #01-01 Singapore 659592

Tel: (65) 6561 0488

Fax: (65) 6562 0588

Email: sales@scigate.com.sg

Web: www.scigate.com.sg

Business Hours: Monday - Friday 8.30am - 6.15pm

